



2020-21 Unaudited Actuals Financial Report


Board Meeting
September 16, 2021
Agenda Item No.
10.1



Agenda

- Comparison of Unaudited Actuals to 2020-21 Adopted Revised Budget
- Comparison of Unaudited Actuals to 2020-21 Estimated Actuals (6/24/21)
- FCMAT Update
- Multi-Year Projections with Beginning Fund Balance from Unaudited Actuals
- Enrollment Monitoring
- Summary & Next Steps
- Approve the 2020-21 Unaudited Actuals Financial Report

Comparison of 2020-21 Unaudited Actuals to 2020-21 Adopted Revised Budget – October 1, 2020



2020-21 Unaudited Actuals

2021-22 Use of One-Time Funds

Restricted Program	Carryover Amount
Medi Cal	\$2,163,586
Restricted Lottery1(i)1.3(mr21t)34(ed Lot)34	516.678 341.332.68540





Fiscal Crisis Management Assistance Team (FCMAT) Fiscal Health Risk Analysis Update

- Fiscal Health Risk Analysis Conducted October 2018
- 60 deficiencies were identified
- Provided recommended corrective actions
- Matrix used to track District's progress in implementing corrective actions
- Regular updates 7/3/2018 / 11/5/2018 / 2/7/2019 * 6/3/2019 / 10/1/2019 / 1/3/2020 / 4/3/2020

Next update will be presented with 2021-22 1st Interim Report



Multi-Year Projections with updated Beginning Fund Balance (ending fund balance from 2020-21 Unaudited Actuals) Adopted Budget



*The negative fund balance for restricted programs in 2022-23 and 2023-24 will be corrected with the next budget update. This is due to a change in how ESSER and ELO revenues are recorded in the financial statements since the budget adoption in June 2021.

Multi-Year Projections with Updated Beginning Fund Balance (ending fund balance from 2020-21 Unaudited Actuals) **No ESSER II, GEER or ELO Funds**



	Unrestricted	Restricted	Combined	Unrestricted	Restricted	Combined	Unrestricted	Restricted	Combined
Total Revenue	443,805,897	115,463,179	559,269,075	448,644,885	108,668,411	557,313,296	457,241,790	108,668,411	565,910,201
Total Expenditures	354,706,263	214,002,645	568,708,907	364,582,963	213,087,903	577,670,866	373,107,729	219,867,322	592,975,051
Deficit/Surplus	89,099,634	(98,539,466)	(9,439,832)	84,061,922	(104,419,492)	(20,357,570)	84,134,061	(111,198,911)	(27,064,850)
Transfers in/(out)	2,050,301	0	2,050,301	2,050,301	0	2,050,301	2,050,301	0	2,050,301
Contributions to Restricted	(98,193,763)	98,193,763	0	(104,419,492)	104,419,492	0	(111,198,910)	111,198,910	0
Net increase (decrease) in Fund Balance	(7,043,828)	(345,703)	(7,389,531)						

	Unrestricted	Restricted	Combined	Unrestricted	Restricted	Combined	Unrestricted	Restricted	Combined
Total Revenue	453,171,144	116,081,179	569,252,322	439,195,843	109,286,411	548,482,254	450,106,895	109,286,411	559,393,306
Total Expenditures	361,822,546	236,237,426	598,059,972	374,003,396	244,818,547	618,821,943	382,077,166	234,717,693	616,794,859
Deficit/Surplus	91,348,598	(120,156,248)	(28,807,650)	65,192,447	(135,532,136)	(70,339,689)	68,029,729	(125,431,282)	(57,401,553)
Transfers in/(out)	2,050,301	0	2,050,301	2,050,301	0	2,050,301	2,050,301	0	2,050,301
Contributions to Restricted	(98,193,763)	98,193,763	0	(104,568,460)	104,568,460	0	(111,352,629)	111,352,629	0
Net increase (decrease) in Fund Balance	(2,194,864)	(24,562,485)	(26,757,349)	(34,725,712)	(33,563,676)	(68,289,388)	(38,672,599)	(16,678,652)	(55,351,252)
Beginning Balance	103,708,114	22,198,603	125,906,717	101,513,250	(2,363,882)	99,149,368	66,787,538	(35,927,557)	30,859,981



Approve 2020-21 Unaudited Actuals Financial Report



Questions?