

e
s

Consolidated Application 2018-2019 Winter Report

Fiscal Year 2018-19

Title III English Learner Year to Date Expenditure Report, 6 Months

Title III Immigrant LEA Allocations and Reservations

Title III Immigrant Year to Date Expenditure Report, 6 Months

Title IV, Part A Nonprofit Private School Participation



2016-17 Title I, Part A Closeout Report

Report fiscal year expenditures to determine 2016-17 Title I, Part A unspent funds.

CDE Program Contact:

Kevin Donnelly, Title I Policy and Program Guidance Office,
Rina DeRose, Title I Policy and Program Guidance Office,

, 916-319-0942
, 916-323-0472

2016-17 Reported Carryover

| | |
|--|--------------|
| 2016-17 Title I, Part A LEA available allocation | \$17,916,027 |
| Expenditures through September 30, 2017 | \$17,196,406 |
| Carryover as of September 30, 2017 | \$719,621 |


| | |
|--|-----|
| | \$0 |
|--|-----|

Warning

The data in this report may be protected by the Family Educational Rights and Privacy Act (FERPA)



2016-17 Title II, Part A Fiscal Year Expenditure Report, Closeout 27 Months



*****Warning*****

The data in this report may be protected by the Family Educational Rights and Privacy Act (FERPA) and other applicable data privacy laws. Unauthorized access or sharing of this data may constitute a violation of both state and federal law.



Consolidated Application 2018-2019 Winter Report

Fiscal Year 2017-18

Title I, Part A Carryover

Title III, English Learner Year to Date Expenditure Report, 18 Months

Title III, Immigrant Year to Date Expenditure Report, 18 Months

2017-18 Title I, Part A LEA Carryover

Report only expenditures and obligations for fiscal year 2017-18 allocation to determine funds to be carried over

Kevin Donnelly, Title I Policy and Program Guidance Office

916-319-0942

Rina DeRose, Title I Policy and Program Guidance Office,

, 916-323-0472

\$0

Warning

The data in this report may be protected by the Family Educational Rights and Privacy Act (FERPA) and other applicable data privacy laws. Unauthorized access or sharing of this data may constitute a violation of both state and federal law.

A report of year-to-date expenditures by activity. Activity period covered is July 1, 2017 through December 31, 2018.

CDE Program Contact: \$92,592

Office Address: Learning Policy and Leadership Office 016 222 5924

\$0

\$92,223

Warning

The data in this report may be protected by the Family Educational Rights and Privacy Act (FERPA) and other applicable state or federal laws. Unauthorized access or sharing of this data may constitute a

Consolidated Application 2018-2019 Winter Report

Fiscal Year 2018-19

Federal Transferability

Title I, Part A Nonprofit Private School Equitable Services Reservations

Title I, Part A LEA Allocation and Reservations

Title I, Part A School Allocations

Title I, Part A Notification of Authorization of School-wide Program

Title II, Part A LEA Allocations


Title III English Learner LEA Allocations and Reservations

Title III English Learner Year to Date Expenditure Report, 6 Months

Title III Immigrant LEA Allocations and Reservations

Title III Immigrant Year to Date Expenditure Report, 6 Months

Title IV, Part A Nonprofit Private School Reservations



This repo
CDE Pro

Lana Zh
Rina Def

If applice

Allowab

a - Belov

d - Dese

e - Gran

f - Feede

Low incc

Serving

LEA-wid

Availabl

Availabl

Sch

A. M. Whinn

Inspirec

Abraham I

Elementar

American

(Continual

Arthur A. F

Professor

Bowling G

Bret Harter

California Department of Education

Sacramento City Unified (34 67439 0000000)

2018-19 Title I, Part A School Allocations

| School Name | School Code | Grade Span Group | Student Enrollment | Eligible Lc | Incc Stud Agc | 100.00 | Y | Y | 42 | 281,711 | 92629.28 | \$0 | \$2,206 |
|--|-------------|------------------|--------------------|-------------|---------------|--------|---|---|----|---------|-----------|-----|---------|
| Kit Carson International Academy | 6061832 | 2 | 506 | 51 | 1 | 100.00 | Y | Y | 43 | 281,711 | | \$0 | \$2,374 |
| Leataata Floyd Elementary | 6034037 | 1 | 354 | 3* | 1 | 100.00 | Y | Y | 40 | 281,711 | 69220.25 | \$0 | \$1,548 |
| Luther Burbank High | 3431012 | 3 | 1631 | 16 | 1 | 100.00 | Y | Y | 38 | 281,711 | 17443.03 | \$0 | \$1,154 |
| Mark Twain Elementary | 6034136 | 1 | 320 | 3 | 1 | 100.00 | Y | Y | 42 | 281,711 | 92629.28 | \$0 | \$2,206 |
| New Joseph Bonheim (NUB) Community Charter | 0131136 | 1 | 283 | 2* | 1 | 100.00 | Y | Y | 41 | 281,711 | | \$0 | \$2,374 |
| Nicholas Elementary | 6034169 | 1 | 651 | 6* | 1 | 100.00 | Y | Y | 42 | 281,711 | | \$0 | \$2,374 |
| Oak Ridge Elementary | 6034185 | 1 | 502 | 5* | 1 | 100.00 | Y | Y | 42 | 281,711 | | \$0 | \$2,374 |
| Pacific Elementary | 6034193 | 1 | 729 | 7* | 1 | 100.00 | Y | Y | 42 | 281,711 | | \$0 | \$2,374 |
| Parkway Elementary | 6034201 | 1 | 572 | 5* | 1 | 100.00 | Y | Y | 42 | 281,711 | 143978.12 | \$0 | \$4,129 |
| Peter Burnett Elementary | 6034219 | 1 | 565 | 5* | 1 | 100.00 | Y | Y | 42 | 281,711 | | \$0 | \$2,374 |
| Rosa Parks Elementary | 6059299 | 1 | 829 | 8* | 1 | 100.00 | Y | Y | 42 | 281,711 | | \$0 | \$2,374 |
| Susan B. Anthony Elementary | 6071336 | 1 | 314 | 3 | 1 | 100.00 | Y | Y | 42 | 281,711 | 79036.94 | \$0 | \$2,182 |
| Tahoe Elementary | 6034284 | 1 | 349 | 3 | 1 | 100.00 | Y | Y | 42 | 281,711 | | \$0 | \$2,374 |
| Will C. Wood Middle | 6059364 | 2 | 693 | 6 | 1 | 100.00 | Y | Y | 42 | 281,711 | | \$0 | \$2,374 |
| William Land Elementary | 6034326 | 1 | 433 | 4 | 1 | 100.00 | Y | Y | 42 | 281,711 | | \$0 | \$2,374 |
| Woodbine Elementary | 6034334 | 1 | 275 | 2* | 1 | 100.00 | Y | Y | 42 | 281,711 | 108990.43 | \$0 | \$2,995 |
| Capital City Independent Study | 3430519 | 3 | 225 | 1* | 1 | 100.00 | Y | Y | 41 | 281,711 | 69220.25 | \$0 | \$1,848 |
| Martin Luther King, Jr | 6107239 | 1 | 458 | 3* | 1 | 100.00 | Y | Y | 42 | 281,711 | | \$0 | \$2,206 |
| Sam Brannan Middle | 6059356 | 2 | 493 | 3 | 1 | 100.00 | Y | Y | 43 | 281,711 | | \$0 | \$2,374 |

The data in other al

California

Sacramento

2018-19 Title I, Part A School Allocations

This School

| School | Count | Allocation | Per Pupil | Y/N | Count | Allocation | Per Pupil | Y/N | Count | Allocation | Per Pupil |
|-----------------------------------|-------|------------|-----------|-----|-------|------------|-----------|-----|-------|------------|-----------|
| George Wash Carver School Science | 1 | 117 | 4.53 | Y | | 0.00 | 0.00 | Y | | 0.00 | 0.00 |
| Sutter Middle | 1 | 535 | 4.35 | Y | | 0.00 | 0.00 | Y | | 0.00 | 0.00 |
| Suttersville Elementary | 1 | | 3.75 | Y | | 0.00 | 0.00 | Y | | 0.00 | 0.00 |
| Leonardo Da Vinci | 1 | | 3.05 | Y | | 0.00 | 0.00 | Y | | 0.00 | 0.00 |
| Theodore Judah Elementary | 1 | | 3.95 | Y | 68 | 0.00 | 0.00 | Y | | 0.00 | 0.00 |
| Alice Birney Inspired | 1 | 147 | 2.34 | N | | 0.00 | 0.00 | N | | 0.00 | 0.00 |
| Caleb Greenwood Elementary | 1 | 147 | 2.42 | N | 70 | 0.00 | 0.00 | N | | 0.00 | 0.00 |
| Genevieve Didion | 1 | 147 | 2.42 | N | 71 | 0.00 | 0.00 | N | | 0.00 | 0.00 |
| Crocker/River Elementary | 1 | 147 | 2.42 | N | 73 | 0.00 | 0.00 | N | | 0.00 | 0.00 |
| Phoebé A. Hearst Elementary | 1 | 147 | 2.42 | N | | 0.00 | 0.00 | N | | 0.00 | 0.00 |
| Success Academy | 1 | 147 | 2.42 | N | | 0.00 | 0.00 | N | | 0.00 | 0.00 |

California Department

Sacramento City Unified (

2

This report provides notific
Schoolwide Program

CDE Program Contact:

Lana Zhou, Title I Policy a
Rina DeRose, Title I Polic

School

| |
|----------------------------|
| A. M. Winn Waldorf-Inspir |
| Abraham Lincoln Element |
| Albert Einstein Middle |
| Alice Birney Waldorf-Inspi |
| American Legion High (C |
| Arthur A. Benjamin Health |
| Bowling Green Elementar |
| Bright Harle Elementary |
| C. K. McClatchy High |
| Caleb Greenwood Elemer |
| California Middle |
| Camellia Elementary |
| Capital City Independent |
| Caroline Wenzel Elementa |
| Cesar Chavez Intermedia |
| Crocker/Riverside Elemer |

08/21/1999

100.00%

74.00%

100.00%

100.00%

100.00%

11/17/2003

58.00%

64.00%

6034243

2018-19 Title I, Part A Notification

This report provides notification to the California Department of Education of the Schoolwide Program

| School Name | School Code | Au |
|---|-------------|----|
| David Lubin Elementary | 60333880 | |
| Earl Warren Elementary | 60333906 | |
| Edward Kemble Elementary | 60333914 | |
| Elder Creek Elementary | 60333930 | |
| Ethel I. Baker Elementary | 60333948 | |
| Ethel Phillips Elementary | 60333955 | |
| Father Keith B. Kenny | 6110662 | |
| Fern Bacon Middle | 6059307 | |
| Genevive Didion | 6096168 | |
| George Washington Carver School of Arts and Science | 0101899 | |
| Golden Empire Elementary | 6097083 | |
| H. W. Harkness Elementary | 60333997 | |
| Hiram W. Johnson High | 3434636 | |
| Hollywood Park Elementary | 6034003 | |
| Hubert H. Bancroft Elementary | 6034011 | |
| Isador Cohen Elementary | 6034029 | |
| James Marshall Elementary | 6096150 | |
| John Bidwell Elementary | 6034045 | |
| John Cabrillo Elementary | 6034052 | |

The data in this report may be private and other applicable data privacy

2018-19 Title I,

This report provides notification to the California
 Schoolwide Program

School Name

- John D. Sloat Elementary
- John F. Kennedy High
- John H. Still
- John Morse Therapeutic Center
- Kit Carson International Academy
- Leataata Floyd Elementary
- Leonardo Da Vinci
- Luther Burbank High
- Mark Twain Elementary
- Martin Luther King, Jr
- Matsuyama Elementary
- New Joseph Bonnheim (NJB) Community Cha
- New Technology High
- Nicholas Elementary
- O. W. Erlewine Elementary
- Oak Ridge Elementary
- Pacific Elementary
- Parkway Elementary
- Peter Burnett Elementary

| School Name | Part | Start Date | End Date | Percentage |
|---|------|------------|----------|------------|
| John D. Sloat Elementary | part | 06/27/200 | 11/04/20 | \$2.00% |
| John F. Kennedy High | part | 06/27/200 | 11/04/20 | 100.00% |
| John H. Still | part | 06/27/200 | 11/04/20 | 100.00% |
| John Morse Therapeutic Center | part | 06/27/200 | 11/04/20 | 100.00% |
| Kit Carson International Academy | part | 06/27/200 | 11/04/20 | 100.00% |
| Leataata Floyd Elementary | part | 06/27/200 | 11/04/20 | 100.00% |
| Leonardo Da Vinci | part | 06/27/200 | 11/04/20 | 100.00% |
| Luther Burbank High | part | 06/27/200 | 11/04/20 | 100.00% |
| Mark Twain Elementary | part | 06/27/200 | 11/04/20 | 100.00% |
| Martin Luther King, Jr | part | 06/27/200 | 11/04/20 | 100.00% |
| Matsuyama Elementary | part | 06/27/200 | 11/04/20 | 100.00% |
| New Joseph Bonnheim (NJB) Community Cha | part | 06/27/200 | 11/04/20 | 100.00% |
| New Technology High | part | 06/27/200 | 11/04/20 | 100.00% |
| Nicholas Elementary | part | 06/27/200 | 11/04/20 | 100.00% |
| O. W. Erlewine Elementary | part | 06/27/200 | 11/04/20 | 100.00% |
| Oak Ridge Elementary | part | 06/27/200 | 11/04/20 | 100.00% |
| Pacific Elementary | part | 06/27/200 | 11/04/20 | 100.00% |
| Parkway Elementary | part | 06/27/200 | 11/04/20 | 100.00% |
| Peter Burnett Elementary | part | 06/27/200 | 11/04/20 | 100.00% |

Warning

The data in this report may be protected by the Family Educational Rights and Privacy Act (FERPA) and other applicable data privacy laws. Unauthorized access or violation of both state and federal law.

2016

This report provides notification of the Schoolwide Program

School Name

00)

Part A N

California Department of Education

School

| | |
|---------------------------------|---------|
| Phoebe A. Hearst Elementary | 603 |
| Pony Express | 603 |
| Rosa Parks Elementary | 605 |
| Rosemead | 010 |
| Sam Brannan Middle | 605 |
| School of Engineering & Science | 0114546 |
| Sequoia Elementary | 603 |
| Success Academy | 6117097 |
| Susan B. Anthony Elementary | 607386 |
| Sutter North | 606 |
| Sutterville | 603 |
| Tahoe Elementary | 603 |
| The MET | 010 |
| Theodore Judah Elementary | 603 |
| Washington Elementary | 013 |
| West Campus | 3430855 |
| Will C. Wood Middle | 605 |
| William Land Elementary | 6034326 |
| Woodbine Elementary | 603 |

| | |
|------------|---------|
| 06/17/2004 | 67.00% |
| 05/27/1999 | 100.00% |
| 06/27/2004 | |
| 11/06/2005 | |
| 01/19/2013 | |
| 06/17/2004 | |
| 11/06/1996 | |
| 06/17/2016 | 44.00% |
| 06/17/2004 | 40.00% |
| 06/17/2016 | 59.00% |
| 06/17/2016 | 58.00% |
| 06/17/2016 | 100.00% |

11/04/2016

Warning

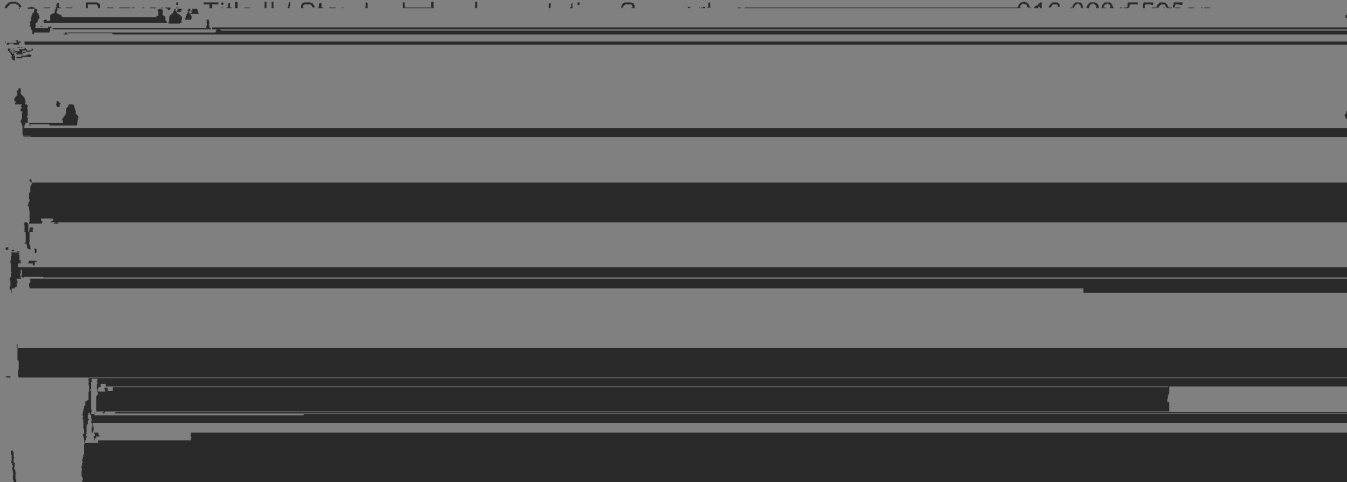
The data in this report may be protected by the Family Educational Rights and Privacy Act (FERPA) and other applicable data privacy laws. Unauthorized access or sharing of this data may constitute a violation of both state and federal law.

2018-19 Title II, Part A LEA Allocations

The purpose of this data collection is to calculate the total allocation amount available to the LEA for Title II, Part A Supporting Effective Instruction.

CDE Program Contact:

Maxine Wheeler, Standards Implementation Support Office, mwheeler@cde.ca.gov, 916-323-4746



Warning

The data in this report may be protected by the Family Educational Rights and Privacy Act (FERPA)

2018-19 Title III English Learner LEA Allocations and Reservations

The purpose of this data collection is to calculate the total allocation amount available to the LEA for Title III English learner, and to report required reservations.

| |
|--|
| |
| |

Geoffrey Ndirangu, Language Policy and Leadership Office, , 916-323-5831

Total Allocation

| | |
|---|-----------|
| 2018-19 Title III English learner entitlement | \$813,696 |
| Transferred-in amount | \$0 |
| Repayment of funds | |
| 2018-19 Allocation | \$813,696 |

Allocation Reservations

| | |
|--|-----------|
| Professional development activities | \$738,268 |
| Program and other authorized activities | \$25,473 |
| English Proficiency and Academic Achievement | \$29,000 |
| Parent, family, and community engagement | \$5,000 |
| Direct administrative costs | \$0 |
| (Amount cannot exceed 2% of the entitlement) | |
| Indirect costs | \$15,955 |
| Total allocation reservations | \$813,696 |

Status: Certified

Completion/Release Date:

Date: 2/23/2018 12:51 PM

Sacramento City Unified (34 67439 0000000)

2018-19 Title III Immigrant LEA Allocations and Reservations

Purpose of this data collection is to calculate the total allocation amount available to the LEA for Title III

Immigrant, and to report required reservations.

CDE Program Contact:

School Name

School
code

Enrollment

N

California Department of Education

Sacramento City Unified (34 67439 0000000)

2018-19 Title IV, Part A Nonprofit Priv

The LEA must offer to provide Title IV, Part A services that address the needs of

| School Name | School Code | Enrollment | Title IV, Part A Participation |
|---|-------------|------------|--------------------------------|
| Saint Mary School | 6976625 | 249 | N |
| St. Francis Catholic High School | 6938252 | 1068 | N |
| St. Francis of Assisi Elementary School | 6976575 | 297 | N |
| St. Patrick SUCCEED Academy | 6976641 | 238 | N |
| St. Robert Catholic School | 6976666 | 213 | N |

***Warning

The data in this report may be protected by the Family Educational Rights and Privacy Act (FERPA) or other applicable data privacy laws. Unauthorized disclosure of this information may constitute a violation of both state and federal law.

